



# Warehouse Facilities



## DTI SmartFloor Maintenance SOP



- 1) Attach **blue pad** on driver and lock with Velcro pad holder lock
  - Scrubber discs will face the ground
  - **Blue pad** should be used for daily scrubbing



- 2) Install driver with **blue pad** on scrubber



- 3) Fill scrubber with water and add "DTI Rejuvenating Cleaner"
  - Ensure tank is fully drained prior to start

Scrubber Model	Cleaner
Ride-on	4 pumps
Walk-behind	1 pump



# Warehouse Facilities



## DTI SmartFloor Maintenance SOP



- 4) Scrubber settings:
- Drive Speed: MEDIUM
  - Pressure: MEDIUM
  - Water: LEVEL 2
  - **Do not run in "ECO" mode**



- 5) The entire warehouse should be scrubbed with the **blue pad** daily.
- Results will be achieved over time with twice daily scrubbing (AM & PM)
  - Result timeline will vary based on initial condition of concrete




- 6) Expected results with daily scrubbing:
- Stains will diminish over time
  - Improved gloss retention
  - Increased stain resistance



# Warehouse Facilities




## DTI SmartFloor Maintenance SOP



- 7) Remove the driver and **blue pad** after each shift:
- Remove the driver from the scrubber
  - Remove the pad from the driver



- 8) Pad cleaning
- Remove any foreign debris from pad
  - Thoroughly rinse with water
  - Hang up to dry
- \*\*\*Thorough cleaning will extend pad life\*\*\*



- 9) Pad Replacement
- Replace when the colored line (blue or orange) is no longer visible
  - A set of blue pads should last 1 week









# Warehouse Facilities



## DTI SmartFloor Maintenance SOP

		<div data-bbox="1354 483 1890 641"><b>Diverse Technology Industrial Coatings &amp; Supplies, Inc.</b></div> <div data-bbox="1438 657 1806 690"><u>DTI Supplies Re-Order Form:</u></div> <div data-bbox="1470 690 1774 982"></div> <div data-bbox="1365 998 1879 1031"><a href="http://dtindustrialflooring.com/re-order-smartfloor/">dtindustrialflooring.com/re-order-smartfloor/</a></div>
<p>10) Fully drain all waste water after each cleaning</p>	<p>11) Notes</p> <ul style="list-style-type: none"><li>- Do not scrub over polymer flooring</li><li>- Do not run scrubber in "Eco" mode</li><li>- The <b>orange pad</b> should only be used for heavy stains. They are available only for the walk-behind scrubber when individual stains need attention.</li></ul>	<p><u>DTI Account Representative:</u></p> <p>Michael Cavanaugh <a href="mailto:michael@dti-cs.com">michael@dti-cs.com</a> Cell: (856) 879-5392 Office: (209) 879-9814</p>